

**Example of an article with a long title, the title should be capitalized properly in the typesetting, the maximum length of the title is three lines in the final article**

First Author<sup>a,\*</sup>, Second Author<sup>a,b</sup>, Third Author<sup>c</sup>

<sup>a</sup> Czech Technical University in Prague, Jugoslávských partyzánů 1580/3, 160 00 Prague 6 – Dejvice, Czech Republic

<sup>b</sup> University, Faculty, Department, full postal address (street, postal code + city, country)

<sup>c</sup> Institution, full postal address (street, postal code + city, country)

\* corresponding author: [name@email.com](mailto:name@email.com)

**Abstract.** In this abstract, basic instructions for authors will be described.

Abstract should be a standalone, short and concise text, which can be comprised of several paragraphs. It must accurately reflect the purpose of the research, the principal results and the major conclusions. The maximum length of the abstract is 200 words. It should not contain citations, nonstandard characters or symbols and complicated mathematics.

For Keywords use 3-8 phrases which reflect the essential content of the article. Do not use obscure abbreviations.

**Keywords:** Keyword one, keyword two, keyword three, separate the keywords with a comma

## 1. Introduction

This article summarizes basic instructions for authors how to format a document which will be sent to Acta Polytechnica or Acta Polytechnica CTU Proceedings.

The article should be structured into the following sections: *Introduction, Materials and methods, Results, Discussion, Conclusions, List of symbols, Acknowledgments, References and Appendices*. *Materials and methods* and *Results* sections may be renamed. *Results* and *Discussion* sections may be merged into one section (*Results and discussion*). *List of symbols, Acknowledgments* and *Appendices* sections are optional. More details can be found in Section 2.2.

## 2. Materials and methods

### 2.1. Subtitle

Provide all of the methodological details necessary for other scientists to duplicate your work.

### 2.2. Document structure

The document should be structured into sections and optionally subsections. All sections and subsections must be numbered. The only exceptions are *List of symbols, Acknowledgements* and *References*, which come unnumbered at the end of the document and in this order. *Appendices* are inserted after *References* with special numbering A.

*Acknowledgements* section is optional and should be placed before *References*.

*References* section should be placed after *Acknowledgements* and should be formatted according to the Acta Polytechnica style. Examples of references are also given in this article.

### 2.3. List of symbols

*List of symbols* should be included after *Conclusions* only when necessary. This section is optional.

### 2.4. Citations and references

Provide accurate citations.

Citations and references must be numbered in square brackets. Citations in the text are numbered gradually throughout the article. The order of the references must correspond to the order in which the citations appear in the text.

We ask you to make the bibliography entries as similar as those in the bibliography of this example: books [1], book chapters [2], articles [3], web-pages [4, 5, 6], articles on arXiv [7]. The usage of DOI [3, 6] is obligatory for all bibliography items that have one, the number is important, not the way it is written. For more information see Table 1.

If you use a citation manager, export the references in BIB format and give them in a separate file.

### 2.5. Figures, tables and equations

Figures, tables and equations must be numbered and placed in the relevant position in the text. When referring to figures and tables avoid terms like above and below. Rather, refer directly to a specific figure or table number. The final layout of the text may be different.

Figures and tables must have a caption. Captions must be inserted at relevant locations and not attached to the figure or table.

More complex or extensive tables should also be sent in Excel to make them easier to work with.

Table 1 and Figure 1 show examples of wide tables and figures.

Type of publication	What to entry
Articles	Author, title, journal, year, volume, number, pages
Books	Author, title, series, publisher, year, pages
Electronic resources	Author, title, URL, date of citation
Book chapters, conference proceedings	Author, title, booktitle, chapter or pages, publisher, year
Others	Author, title, other specifying information

Table 1. Wide table shows what to enter in the references.




Figure 1. Wide figure [2, 5].

## 2.6. Graphics types and quality

Figures must be easily readable with sufficient resolution. Figures should be submitted in quality and size for print (300 dpi). Do not add unnecessary effects to figures (e.g. frames, borders, backgrounds, etc.).

We allow the following graphical types:

- pdf;
- jpg (for photos);
- png (for plots and drawings).

We prefer drawings to be in vector format. All raster graphics (JPG, PNG) should have resolution at least 300 dpi, which is a width of approx. 1000 px in one column and 2000 px in two columns. All files should be put into one zip file.

## 2.7. Mathematics

The narrowness of the columns often forces the displayed Eq. (1) and (2) to break into more lines. You can see in the following example:

In this section, we show that

$$300 = 1 + 2 + 3 + 4 + 5 + 6 + 7 + 8 + 9 + 10 + 11 + 12 + 13 + 14 + 15 + 16 + 17 + 18 + 19 + 20 + 21 + 22 + 23 + 24, \quad (1)$$

which can be written as

$$300 = 1 + 2 + 3 + 4 + 5 + 6 + 7 + 8 + 9 + 10 + 11 + 12 + 13 + 14 + 15 + 16 + 17 + 18 + 19 + 20 + 21 + 22 + 23 + 24. \quad (2)$$

In the case your document contains many large formulas, your article can exceptionally be typeset in one-column mode.

## 2.8. Physical units

Physical units are always typeset in an upright font (non-italics) and are separated from the amount and from each other by a space. The only exception are angular units (degrees, minutes, seconds) which are not preceded by a space.

Physical units can be typeset like this: The box dimensions are  $5.3 \times 6.5 \times 7.1$  cm. The current temperature is  $75\text{ }^{\circ}\text{C}$  with a space before the circle, whereas the latitude is  $75^{\circ} 30' 12''$  N with no space before the circle and apostrophes. The density of water is  $1000\text{ kg m}^{-3}$ . The wave-length of visible light is 380–760 nm. This can be written as 0.38–0.76  $\mu\text{m}$ .

Separate decimal numbers with a decimal point. Do not use commas or spaces when writing long numbers (e.g. 123456.78).

## 2.9. Footnotes

Footnotes should be kept at minimum.<sup>1</sup>

## 3. Submissions in Microsoft Word format

Acta Polytechnica accepts articles in Microsoft Word format, provided the authors follow these rules:

1. The authors convert the whole article to a pdf file (“printing to pdf”) and enclose the pdf version together with the doc or docx one.
2. All graphics are provided as separate pdf/png/jpg files, all in one zip file.
3. If the authors use citation manager, export references in BIB format.
4. The authors include abstract, keywords, e-mail of one corresponding author and all affiliations in the submission.

## 4. Results

Clearly and concisely summarize the unique results of the work. Explain and interpret the results in light of other published results and suggest future directions for the research.

Examples of narrow tables and figures can be seen in Table 2 and Figure 2.

Narrow table	Letter
First line	A
Second line	B
Third line	C
Fourth line	D

Table 2. Narrow table.

---

<sup>1</sup> Still, when you really need them, you can use them.





Figure 2. Our results: small picture (top) and second small picture (bottom).

## 5. Conclusions

Present a short standalone conclusion of the work. It may be in points.

Add all abbreviations used in the article to the *List of symbols*.

### List of symbols

$\rho$	Liquid density [ $\text{k gm}^{-3}$ ]
$p$	Liquid pressure [Pa]
$Re$	Reynold's number

### Acknowledgements

List funding sources according to the funder's requirements.

### References<sup>2</sup>

1. D. E. Knuth. *The art of computer programming. Vol. 1: Fundamental algorithms*. Second printing. Addison-Wesley Publishing Co., Reading, Mass.-London-Don Mills, Ont, 1969. xxi+634 p.
2. D. E. Knuth. Running TeX. In *The TeXbook*, chap. 23. Addison-Wesley Publishing Co., Reading, 1986.
3. S. Chandrasekhar. On the continuous absorption coefficient of the negative hydrogen ion. Part 2. *Astrophysical Journal* 102(3):395–401, 1945. DOI: 10.1086/144770
4. American Mathematical Society. 2010 Mathematics subject classification. [2019-10-15], <http://www.ams.org/mathscinet/msc/msc2010.html>

---

<sup>2</sup> For more information see Section 2.4.

5. S. Fear, D. Els. CTAN web interface: Package booktabs. [2012-06-24], <http://www.ctan.org/pkg/booktabs>
6. DOI Foundation. *DOI Handbook*, 2014. [2022-01-15] <https://doi.org/10.1000/182>
7. J. Doe. Example of an arXiv reference. [2020-08-01] arXiv:0000.0000v1

## A. Appendices